

VOICE COIL

THE PERIODICAL FOR THE LOUDSPEAKER INDUSTRY

Testbenched:



ST 728

28mm dome tweeter

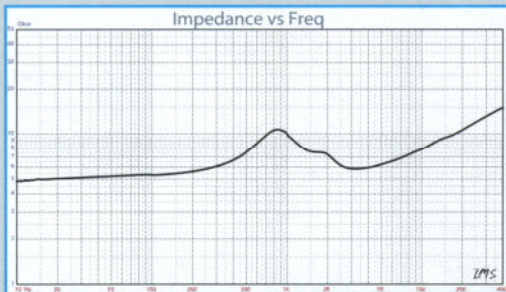



FIGURE 12: Morel ST 728 free-air impedance plot.

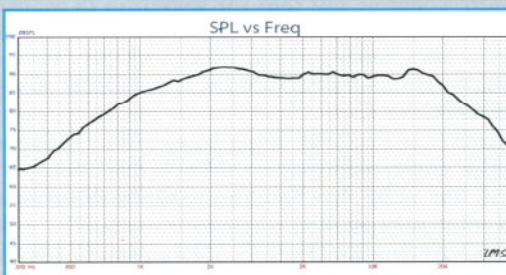


FIGURE 13: Morel ST 728 on-axis response.

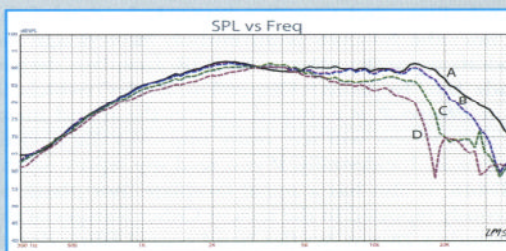


FIGURE 14: Morel ST 728 horizontal on-axis and off-axis frequency response (A = 0°; B = 15°; C = 30°; D = 45°).

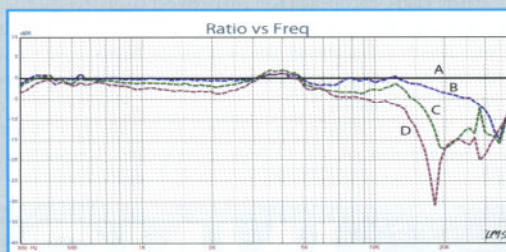


FIGURE 15: Morel ST 728 normalized on-axis and off-axis frequency response (A = 0°; B = 15°; C = 30°; D = 45°).

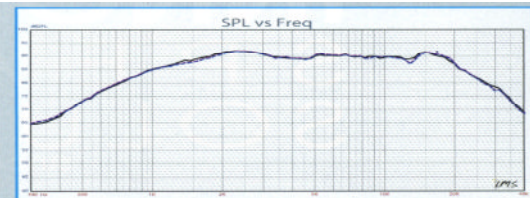


FIGURE 16: Morel ST 728 two-sample SPL comparison.

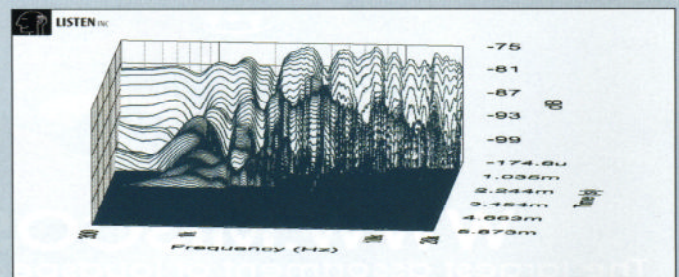


FIGURE 17: Morel ST 728 SoundCheck CSD waterfall plot.

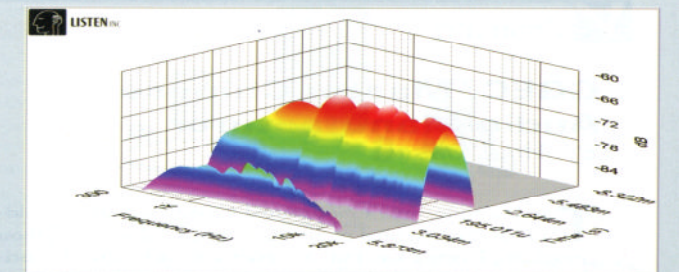


FIGURE 18: Morel ST 728 SoundCheck STFT surface intensity plot.

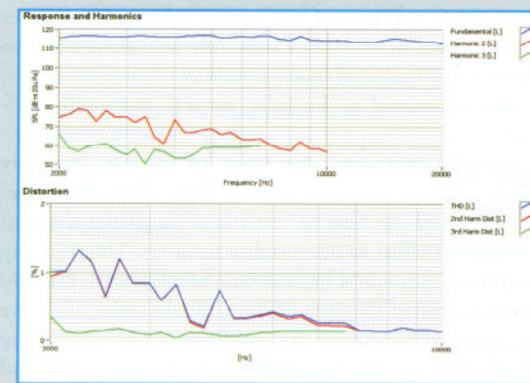


FIGURE 19: Morel ST 728 SoundCheck distortion plots.